


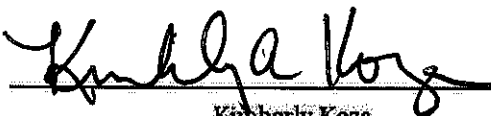


Andover ES

Media Center Collection Development Plan
2023-24



Kevin Duncan
Principal



Kimberly Koza
Certified Educational Media Specialist

[Redacted box]

Table of Contents

Table of Contents

Executive Summary

District Strategic Plan 2025

School Collection Development Plan

School Assessment Analysis

Collection Analysis

Collection Analysis by Category

Notes

Representation Analysis

Results

Strategic Focus

Budget and Purchasing Plan

Annual Budget 2023-2024

Purchasing Plan 2023-2024

Year-to-Year Collection Change

Executive Summary

District Strategic Plan 2025

Orange County Public Schools is the eighth-largest school district in the United States and the fourth largest in Florida. The district serves more than 206,000 students at 202 schools and is one of the largest employers in Central Florida with more than 25,000 team members.

Vision: To ensure every student has a promising and successful future.

Mission: With the support of families and the community, we create enriching and diverse pathways to lead our students to success.

School Collection Development Plan

Andover ES serves 700 students enrolled in grades Kindergarten through fifth. The student population's ethnicity is 52% Hispanic and 48% Non-Hispanic students. Additionally, we serve a diverse population made up of 70% White, 19% Black, 0% Native, 7% Asian, 0% Pacific, and 3% Multicultural students.

The administration includes Principal Kevin Duncan and Assistant Principal Michael Glenn. Andover ES is proud to offer the many special programs which provide students with opportunities. These include: AR/STAR program, STEM, Chorus, Battle of the Books, Chess Club, and Girls Who Code Club.

A thorough analysis of the current media center collection at Andover ES indicates that the average age of the collection is 2003 and the number of books per student is 22. The American Association for School Libraries has established a criteria for highly effective media centers that includes a ratio of 15-20 books available per student in the collection.

At this time, Andover ES does not meet the recommended standards for the number of books per student:

The analysis of the collection also revealed the following areas of strengths and concerns:

- Overall, our scores indicate there was an increase in ELA in every grade level on the state achievement tests thus we should continue to focus on purchasing more books.
- In addition to the physical media center collection, the district provides almost 5,000 eBooks, audiobooks and digital magazines.
- Our priority is the purchase of new books focusing on Hispanic students and Hispanic heritage and AR books for struggling readers.
- Based on the analysis, there is a need for more beginner books to purchase.
- Weeding will focus on the OCPS Catalog Project as well as aged titles in fiction and/or nonfiction.

School Assessment Analysis

The school analysis provides an overview of the school's assessment data for the previous two school years.

Proficiency Data							
Assessment	2021-22	Assessment	2022-23	Assessment	2021-22	Assessment	2022-23
		Star Early Literacy Proficiency	59%				
		Star Reading Proficiency	71%			Star Math Proficiency	66%
FSA ELA Grade 3	56%	FAST ELA Proficiency Grade 3	57%	FSA Math Grade 3	60%	FAST Math Proficiency Grade 3	56%
FSA ELA Grade 4	59%	FAST ELA Proficiency Grade 4	61%	FSA Math Grade 4	63%	FAST Math Proficiency Grade 4	68%
FSA ELA Grade 5	62%	FAST ELA Proficiency Grade 5	64%	FSA Math Grade 5	70%	FAST Math Proficiency Grade 5	67%
NGSSS Sci 5 EOC	64%	NGSSS Sci 5 EOC	67%				

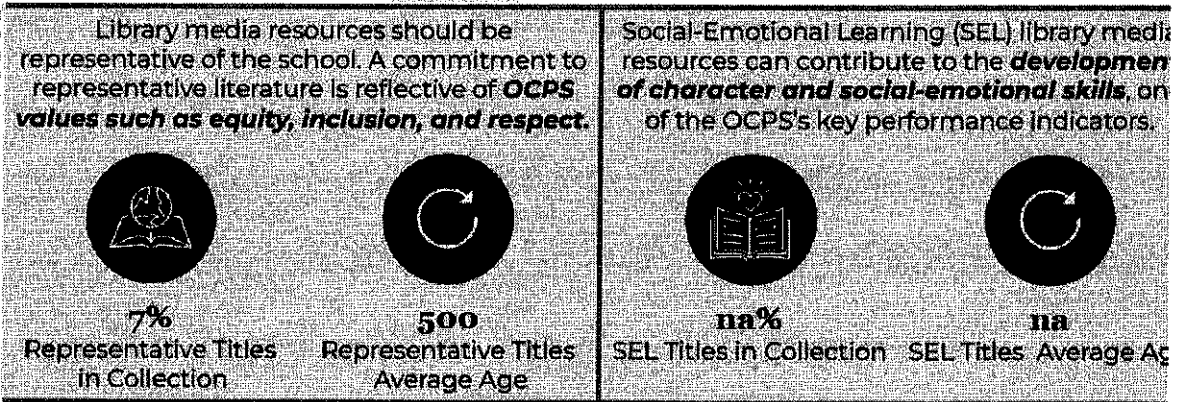


Comparison between 2021-22 and 2022-23 Testing Data

(adapted from <https://www.fldoe.org/accountability/assessments/k-12-student-assessment/results/2023.stm>)

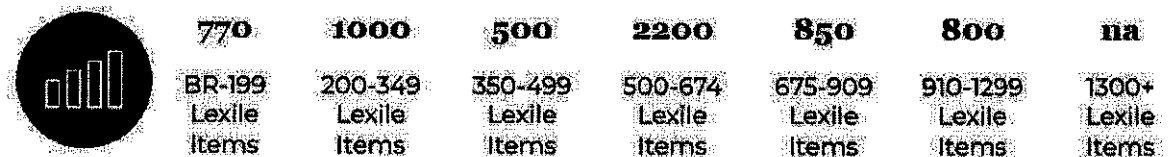
In 2023, the state transitioned from Florida Standards Assessments (FSA) to Florida Assessment of Student Thinking (FAST) for English Language Arts (ELA) and Mathematics. The 2022-23 for FAST and Benchmarks for Excellent Student Thinking (B.E.S.T.) End-of-Course (EOC) assessments are based on provisional achievement level cuts that are linked to each assessment's respective 2021-22 reporting scale. Comparisons should not be made between the 2023 data and previous years' data. The implementation of FAST K-2 in the 2022-23 school year was the first administration of statewide assessments for students in grades K-2. These assessments include Star Early Literacy Proficiency, Star Reading Proficiency, and Star Math Proficiency.

Collection Analysis

The collection is developed for and influenced by students, their interests, academic needs and alignment to the curriculum. The data below is a snapshot of the collection based on a Titlewise Analysis from July 2023. Purchasing or weeding after that time is not reflected in this data.



Library media resources are distributed across the **Lexile reading level ranges** noted below:



Collection Analysis by Category

The information collected in this section provides a detailed look at the current library collection by classification and genre. The information was gathered from Follett Destiny, the library management system, and Titlewave, the vendor's ordering and analysis tool.

Section	# of Titles	Average Age
Computer Science, Information & General Works	75	2006
Philosophy & Psychology	56	2002
Religion	50	1999
Social Sciences	797	2000
Language	218	2006
Science	1585	2003
Technology	633	2003
Arts & Recreation	459	2005
Literature	272	1999
History & Geography	852	2003
Biography	523	2003
Easy	2349	1999
General Fiction	5156	2004
Graphic Novels	220	2014

Notes

- Our Easy section average age is 1999, so we need to focus on weeding this section.
- We do have current digital books available on Sora and Follett.
- There are 1,117 eBooks, audiobooks & digital magazines available in Sora.
- We need to focus on weeding our collection in many areas due to the age of the books.

Representation Analysis

Enrollment & Demographic Data					
700 2023-24 Student Enrollment as of October 6, 2023	Subgroups		Federal Ethnicity		
	16% ELL	16% ESE	52% Hispanic	48% Non-Hispanic	
Federal Race Category					
70% White	19% Black	0% Native	7% Asian	0% Pacific	3% Multicultural

To deepen focus on strategic collection development, specific sections of the collection were analyzed in detail to determine whether the media center collection reflects and represents various points of view and experiences. The goal is to provide a balanced collection that can be both a mirror, to reflect a reader's experience, and a window, so readers can experience different viewpoints.

Results

Based on the available school data of Andover ES in comparison to Collection Analysis results, it was found that:

Student Representation	% of Students	Total # of Titles	Total % of Titles	Avg. Age of Titles
Hispanic	52%	274	2%	2006
Black	19%	505	3%	2002
Asian	7%	146	1%	2002

- Additional titles representative of the subgroups above exist in the collection but are not represented in the numbers.

Strategic Focus

This page lists the priorities for selection and weeding for each school year and includes the action, updates, and outcomes. This is subject to change due to funding and time constraints.

School Year	Strategic Focus
2023-2024	Selection Priorities <ul style="list-style-type: none">• Purchase of 200 AR books with level 4 to 2.0 for struggling readers.• Purchases of new books will focus on Hispanic students and Hispanic Heritage.• Purchase more beginner books to our collection.
	Weeding Priorities <ul style="list-style-type: none">• The year of the collection due to neglected weeding of old copyright book sets and the reference shelf.• When weeding is completed, the average age of the collection will greatly improve.• Weeding multiple copies of former SSYRA titles.
2024-2025	Selection Priorities <ul style="list-style-type: none">• This collection is in need of more popular fiction, graphic novels and non-fiction books like STEM, biographies, and animals that interest students.• Buy a subscription to MyOn or Epic for students to use digital resources at home and at school.
	Weeding Priorities <ul style="list-style-type: none">• Weeding will focus on the OCPS Catalog Project as well as aged titles in fiction and/or nonfiction.

Budget and Purchasing Plan

This page outlines the current budget available and specifically lists the priorities for this school year (2023-2024).

Annual Budget 2023-2024

State Funds	
Source	Amount
State (1001111000)	\$8,709.58
Internal Accounts	
Source	Amount
Book Fair Profits	3672.54
Lost books	342.32
Library Fines	0.00
TOTAL	\$12,724.44

Purchasing Plan 2023-2024





Approximate Purchasing Plan	
Purpose	Amount
Purchase AR books	3500.00
Buy chairs for Media Center	6,000.00
Hispanic Heritage books	1000.00
SYRA K-2 and 3-5	1000.00
PURchase STEM books	1000.00
TOTAL	\$12500.00

Year-to-Year Collection Change

The information below represents the year-to-year change within the library media center collection from the 2022-23 to 2023-24 school year. The 2022-23 data is based on a collection analysis from June 2022, while the 2023-24 is based on a collection analysis from July 2023.

Data Reflection

- The average of our collection went up a year.
- Materials added were few due to spending during the 2022-2023 was limited to spring semester only.

2022-23 Purchased and Weeded Materials			
Materials Added to the Collection	127	Materials Weeded from the Collection	197
Category	2022-23	2023-24	
 Items in the Collection	14967	15,429	
 Items per Student	20	22	
 Average Age of Collection	2002	2003	
 Representative Titles in the Collection	36%	7%	

Next

Close

By signing, I agree to this agreement, the [Consumer Disclosure](#) and to do business electronically with Orange Co Public Schools - ENT.



Click to Sign

Language | English: US 

- [A mobile-friendly view](#)
- [Delegate signing to another](#)
- [Decline to sign](#)
- [Clear document data](#)
- [Report Abuse](#)
- [View history](#)
- [Download PDF](#)
- [Help](#)
- [Legal Notices](#)
- [English: US](#) 